

Early Years Foundation Stage Medium Term Plan - Cycle B - SPRING 1 - Reception

Theme: Spring 1 2022	Week 1	Week 2	Week 3	Week 4	Week 5	Week 6
Kapow!						
Focus:	Settling back to school Holiday News	What is a Superhero	Superpowers	Gadgets/Vehicles	Design own superhero	Winter Keeping warm Snow/Ice Arctic Frozen Worlds
	Our curriculum is responsive to the changing interests and needs of the children.					
Important Dates:		Superhero Wow Day			National Storytelling Week Lunar New Year	
Opportunities for Exploring Diversity:	When looking at superheroes ensure a range of ethnicities, cultures and gender are depicted Holiday news Lunar New Year					
Books	Jolly Postman	Nat Fantastic Supermum/dad My dad the hero		Supertato Freezing and melting	Superworm Lanterns and firecrackers My first Chinese New Year Goldy Luck and the 3 Pandas	Jack Frost Animals in winter The snowy day Polar bear what do you hear? Arctic animals

Early Years Foundation Stage Medium Term Plan - Cycle B - SPRING 1 - Reception

Theme: Spring 1 2022	Week 1	Week 2	Week 3	Week 4	Week 5	Week 6
Kapow!						
Focus:	Settling back to school Holiday News	What is a Superhero	Superpowers	Gadgets/Vehicles	Design own superhero	Winter Keeping warm Snow/Ice Arctic Frozen Worlds
Communication and Language	<p>Development Matters</p> <p>Listening and Attention How to be a good listener - use visual prompts as a reminder Good sitting, keep hands still, look at speaker, hear what is said, think about it</p> <p>Understanding Understanding use of objects - What do SH use to help them fly/use magic powers/disguise themselves? Questions relating to Superhero/Winter theme. Responding to simple instructions, extending to more complex two part instructions Modelling 'how' and 'why' questions through stories, Adult Direct activities and Chil time.</p> <p>Speaking Use of prepositions - link to Maths Asking who, what, when, how questions: What can you tell me about....?</p> <p>Extending vocabulary of words reflect their experiences through our topic of superheroes/winter - describing features, costumes, movement, powers, Scaffold children's talk about their learning and experiences - model complex sentences, asking questions. (links to literacy) Learn Nursery rhymes linked to theme: 5 little snowmen.</p> <p>Lunar new Year - Talk about China where it is on a map - differences and similarities.</p> <p><u>TALKING TABLE</u> Set up a talking table with a basket. Label the toys and make clear rules. eg <i>the toys stay in the basket but at any time they want the children can take a friend over, show them and talk about their toy.</i> Extending vocabulary of words relating to the topic of superheroes - describing features, costumes, movement, powers. Scaffold children's talk about their learning and experiences.</p>					

Early Years Foundation Stage Medium Term Plan - Cycle B - SPRING 1 - Reception

Theme: Spring 1 2022 Kapow!		Week 1	Week 2	Week 3	Week 4	Week 5	Week 6
Focus:		Settling back to school Holiday News	What is a Superhero	Superpowers	Gadgets/Vehicles	Design own superhero	Winter Keeping warm Snow/Ice Arctic Frozen Worlds
Personal, Social and Emotional Development	Self Regulation Building Relationships Managing Self	Establishing rules for using resources and areas during Chil - always needs to be adult present, not going outside without adult, choose it, use it and put it away. Establish rules and routines - lining up, washing hands, listening skills Adults to scaffold and model friendly behavior, take turns and share, resolving conflicts particularly during Chil time. Developing a 'can do' attitude/resilience. Developing a 'Can do' attitude - Becoming <u>Super learners: Making rules to follow in the class</u> Super Learners always...					
	JIGSAW - Dreams & Goals	I understand that if I persevere I can tackle challenges	I can tell you about a time I didn't give up until I achieved my goal	I can set a goal and work towards it	I can use kind words to encourage people	I understand the link between what I learn now and the job I might like to do when I'm older	I can say how I feel when I achieve a goal and know what it means to feel proud

Early Years Foundation Stage Medium Term Plan - Cycle B - SPRING 1 - Reception

Theme: Spring 1 2022		Week 1	Week 2	Week 3	Week 4	Week 5	Week 6
Kapow!							
Focus:	Settling back to school Holiday News	What is a Superhero	Superpowers	Gadgets/Vehicles	Design own superhero	Winter Keeping warm Snow/Ice Arctic Frozen Worlds	
Physical Development	Small/Fine Motor Skills	<p>Links to all areas of learning - using construction, writing, using media and materials, maths</p> <ul style="list-style-type: none"> • Uses one-handed tools and equipment - scissors, different sized paintbrushes, printing tools, mark making tools, hole punch, saw, hammer, stapler, tape dispenser, sellotape, cookery utensils, • Holds pencil between thumb and two fingers, no longer using whole-hand grasp. • Holds pencil near point between first two fingers and thumb and uses it with good control. • Can copy some letters, e.g. letters from their name. 					
		Drawings/paintings of their Christmas gifts and experiences Wrapping parcels, make envelopes	<u>Adult Directed</u> tube heroes <u>Through CIL</u> Gadgets and vehicles	<u>Adult Directed</u> Liechtenstein art linked to Literacy.	<u>Adult Directed</u> Superhero sock puppets <u>Adult Directed</u> Superhero pencil toppers - felt and glue	<u>Adult Directed</u> Looking at known Symbols and designing own for new superhero	Using paintbrushes to mix cold colours - dip, dip, tap, tap Glue stick/collage of cold colours/icicles Snowflakes Chalk drawings
Physical Development	Linked to PSED (Managing Self)	How do we wash our hands properly? Why do we need to wash our hands?	Understand that we need to use equipment and tools safely - outside area/PE - games/ small tools e.g. scissors carrying them safely Playing Superhero games safely - discuss weapons and the harm they can do. Healthy eating - healthy heroes				
			What kind of food do Superheroes/ Super learners need give them energy, be strong and healthy? Introduce new food at snack time can chn try some super veggies/fruits?				
	Dressing/ Observing the effect of activity on our bodies - link to PE/ Outside area during CIL time						

Early Years Foundation Stage Medium Term Plan - Cycle B - SPRING 1 - Reception

	<p>See PE Passport discrete PE planning Gym - Rocking & Rolling</p>	<p>Dance with Saracens</p>	<p>Travel from rock into a roll</p> <p>Perform a log and egg roll</p>	<p>Roll sideways and forwards, leap, scissor kick</p>	<p>Perform pencil rolls</p> <p>Jump from low apparatus in different ways</p>	<p>Rock and roll</p> <p>Perform in canon with a partner</p>	<p>Demonstrate 3 different ways of rolling</p> <p>Move from one roll to another by rocking</p> <p>Give feedback</p>
	<p>Gross Motor Skills</p>	<p>Skip, hop, stand on one leg and hold a pose for a game like musical statues.</p> <p>Use large-muscle movements to wave flags and streamers, paint and make marks.</p> <p>Start taking part in some group activities which they make up for themselves, or in teams.</p> <p>Increasingly able to use and remember sequences and patterns of movements which are related to music and rhythm.</p>					

Early Years Foundation Stage Medium Term Plan - Cycle B - SPRING 1 - Reception

Theme: Spring 1 2022 Kapow!		Week 1	Week 2	Week 3	Week 4	Week 5	Week 6
Focus:		Settling back to school Holiday News	What is a Superhero	Superpowers	Gadgets/Vehicles	Design own superhero	Winter Keeping warm Snow/Ice Arctic Frozen Worlds
Literacy	Phonics: Letters and Sounds: Phase 3	Consolidation of Phase 2	Teach letters j, v, w, x Practice all previously learnt letters and sounds Continue to practice oral blending and segmenting. Practice blending for reading cvc words. Practice segmenting to spell cvc words Teach reading the tricky words he, she Teach spelling the tricky words no, go, I, the, to Practice reading captions and sentences Practice spelling captions and sentences	Teach letters y, z, zz, qu Practice all previously learnt letters and sounds Continue to practice oral blending and segmenting. Practice blending for reading cvc words. Practice segmenting to spell cvc words Teach reading the tricky words we, me Teach spelling the tricky words no, go, I, the, to Practice reading captions and sentences Practice spelling captions and sentences	Teach consonant digraphs ch, sh, th, ng, Practice all previously learnt letters and sounds Continue to practice oral blending and segmenting. Practice blending for reading cvc words. Practice segmenting to spell cvc words Teach reading the tricky words be Teach spelling the tricky words no, go, I, the, to Practice reading captions and sentences Practice spelling captions and sentences	Teach the five vowel digraphs ai (ay), ee (or), igh, oa, oo, oo Practice previously learnt letters and sounds a-z, ll, ff, ss, zz, ck, qu, ch, sh, th, ng, Practice blending to read words (CVC) Practice segmenting to spell words (CVC) Teach reading the tricky words her, all, are Teach spelling the tricky words no, go, I, the, to Practice reading captions and sentences Practice spelling captions and sentences	Teach the vowel digraphs ow oi ar or ur er Practice previously learnt letters and sounds a-z, ll, ff, ss, zz, ck, qu, ch, sh, th, ng, Practice blending to read words (CVC) Practice segmenting to spell words (CVC) Teach reading the tricky words was, my, you, they Teach spelling the tricky words no, go, I, the, to Practice reading captions and sentences Practice spelling captions and sentences
	Reading	Jolly Postman	Read - Nat Fantastic to introduce topic	Reading superhero words: POW, CRUNCH! etc	Supertato	Superworm	Winter/snow stories

Early Years Foundation Stage Medium Term Plan - Cycle B - SPRING 1 - Reception

Writing Ongoing writing within the Role Play area and graphics area	Holiday News	DISPLAY Writing/Spelling superhero words: POW, CRUNCH! etc	Writing linked to superhero theme	Writing linked to designing own superhero	Writing linked to winter/snow theme Poems Adjectives
--	---------------------	---	-----------------------------------	---	--

Early Years Foundation Stage Medium Term Plan - Cycle B - SPRING 1 - Reception

Theme: Spring 1 2022 <i>Kapow!</i>		Week 1	Week 2	Week 3	Week 4	Week 5	Week 6
Focus:		Settling back to school Holiday News	What is a Superhero	Superpowers	Gadgets/Vehicles	Design own superhero	Winter Keeping warm Snow/Ice Arctic Frozen Worlds
Mathematics	Herts Reception Essentials Planning		RSL 6: Counting the Sort (including Cardinality) Step 1: Touching a small set of similar objects (more than one) one at a time and using counting to establish the value of the set Step 2: Comparing sets of mixed objects by their values through counting and matching values in grids to numerals Step 3: Using number names to count and compare sets of objects when their representations are not identical Step 4: Understanding that counting is a tool to identify a quantity (not just a sequence of number names) and using this skill purposefully		RSL 7: Using Counting to Compare Step 1: Use one to one correspondence to compare quantities Step 2: Use counting to compare totals Step 3: To count forward and backwards to identify a difference		
	<i>Additional Possible Maths Activities to supplement</i>	Directions and Positional language - guide the Jolly Postman around a route BeeBot		Weight How heavy is an object Comparing weights Hulk can lift... The thing can lift... Which is heavier? etc	2D and 3D Shapes Building new lairs, vehicles etc (letter from Spiderman) Positional language	Add 2 groups of objects together and record answer	Select two groups of objects to make a given total of objects


Early Years Foundation Stage Medium Term Plan - Cycle B - SPRING 1 - Reception

Theme: Spring 1 2022		Week 1	Week 2	Week 3	Week 4	Week 5	Week 6
Kapow!							
Focus:		Settling back to school Holiday News	What is a Superhero	Superpowers	Gadgets/Vehicles	Design own superhero	Winter Keeping warm Snow/Ice Arctic Frozen Worlds
Understanding the World	People, Cultures and Communities	<p>Recalling events with the family - talking about the Christmas holidays and New Year. Did they do something special to celebrate with their families? All draw picture of Christmas break</p>	<p>Similarities and Differences: What makes each Superhero unique? How are they the same and different? Link to PSED - What makes us unique? How are we the same and how are we different?</p>				
							




Early Years Foundation Stage Medium Term Plan - Cycle B - SPRING 1 - Reception

Understanding the World	<p>The role of the Postman/woman</p> <p>Postman Pat Mrs Jollipop? The Jolly Postman</p>	<p>What superheroes do we know already?</p> <p><u>Alien/Natural:</u></p> <p>Superman Super girl Wonder woman Thor The Incredibles http://www.disney.co.uk/the-incredibles/#/Wallpapers</p> <p>Costume/disguise? Powers?</p>	<p><u>Accidental:</u></p> <p>Spiderman Hulk Fantastic Four X-Men Captain America</p> <p>Costume/disguise? Powers?</p>	<p><u>Gadgets:</u></p> <p>Batman Robin Batgirl Iron Man Ben 10? Inspector Gadget</p> <p>Costume/disguise? Powers? Gadgets? Vehicle?</p>	<p>Design your own Superhero:</p> <p>The Mighty... The incredible... Captain... The invincible..... Doctor.....</p> <p>Song - http://www.youtube.com/watch?v=E6HXzx9YS58&feature=g-upl</p> <p>Costume/disguise? Powers? Gadgets? Vehicle?</p>	<p>What weather are we experiencing?</p> <p>What clothes do we have to wear and why?</p>
	<p>Looking at maps/Google earth. How do letters and parcels travel around the world? What vehicles are needed?</p>	<p>Properties of materials - linked to Superman's powers:</p> <p>Transparency Malleable Strong Magnetic (PPT)</p>	<p>Magnetism - Magnet girl and Metal Man (PPT)</p>			<p>Ice hand experiment. Save the superheroes from the ice</p>
	<p>The Natural world</p>	<p>Look at the globe - Superheroes want to save the world/earth. Why? What is special about our world?</p> <p>Seasons - change and how weather affects us</p> <p>Dress bear for Winter</p> <p>Cold countries - Iceland, Antarctica</p>				

Early Years Foundation Stage Medium Term Plan - Cycle B - SPRING 1 - Reception

	<p>Technology</p> <p>Can children use bee bots to follow pathways/find treasure/help Superheroes? Use digital cameras to take pictures of costumes Use cameras to film Superhero actions</p> <p>Cooking: - Make and decorate gingerbread men</p>  <p>Making/decorating cupcakes/biscuits with superhero theme</p>					
	<p>Use Purple Mash to create a post van, lorry, car etc.</p> <p>BeeBot to guide postman around a route</p>	<p>Discrete ICT</p> <p>Painting their own picture of a superhero.</p>	<p>Discrete ICT</p> <p>Uploading their picture into Picassa Adding a disguise/mask etc</p>	<p>Discrete ICT</p> <p>Using Colour magic or Purple mash to create Patterned backgrounds linked to Liechtenstein art</p>	<p>Discrete ICT</p> <p>Design a profile for their Superhero</p>	

Early Years Foundation Stage Medium Term Plan - Cycle B - SPRING 1 - Reception

Theme: Spring 1 2022 Kapow!		Week 1	Week 2	Week 3	Week 4	Week 5	Week 6
Focus:		Settling back to school Holiday News	What is a Superhero	Superpowers	Gadgets/Vehicles	Design own superhero	Winter Keeping warm Snow/Ice Arctic Frozen Worlds
Expressive Arts and Design	Creating with Materials	<p>Drawings/paintings of their Christmas gifts and holiday experiences</p> <p>Adult Directed</p> <p>Lichtenstein art linked to Literacy.</p>	<p>Adult Directed tube heroes</p> <p>Through CIL Gadgets and vehicles</p> 	<p>Adult Directed</p> <p>Lichtenstein art linked to Literacy.</p>	<p>Adult Directed Superhero sock puppets</p> <p>Adult Directed Superhero pencil toppers - felt and glue</p>	<p>Adult Directed Looking at known Symbols and designing own for new superhero</p>	<p>Using paintbrushes to mix cold colours - dip, dip, tap, tap Glue stick/collage of cold colours/icicles Snowflakes Chalk drawings</p>
	<p>Make a moving superhero: pivot/lever using split pins sliding mechanism on colour wash background with houses</p> <p>Making masks for Superheros Use material and make a mask</p> <p>Paint images of favourite superheroes. Look at pictures and discuss shape/colour What size paintbrush?</p>  						

Early Years Foundation Stage Medium Term Plan - Cycle B - SPRING 1 - Reception

	Being Imaginative and expressive	Role Play: Superhero headquarters - encourage walkie talkies Music https://www.singup.org/music/sing-up-music-curriculum/sing-up-music/reception-listen-2 Superhero parade with instruments http://www.youtube.com/watch?v=049WjceC9ns&feature=youtu.be Dressing Song - http://www.youtube.com/watch?v=E6HXzx9YS58&feature=g-upl http://www.youtube.com/watch?v=bqWOQTDZi3Q&feature=relmfu
--	---	---